




GCRPC

Applicant	Priority	Poverty	Match	Previous Funding	ENV Score	PCR Score	EXT Score	DEOB Score	Total Score	Tie Breaker
Lavaca County	50	8.9055	50	60	5	5	3	7	188.9055	\$ 58,530.00
Gonzales	50	15.6927	50	60	0	0	0	7	182.6927	\$ 58,542.00
Edna	50	16.4950	50	40	5	5	3	7	176.4950	\$ 60,361.00
Cuero	50	19.7714	50	40	0	5	3	7	174.7714	\$ 53,386.00
Moulton	50	12.0834	50	40	5	5	3	7	172.0834	\$ 55,045.00
Jackson County	50	10.4032	50	40	4	5	3	7	169.4032	\$ 67,176.00
Port Lavaca	50	9.1239	50	40	5	5	3	7	169.1239	\$ 58,871.00
Goliad County	50	8.6832	50	40	5	5	3	7	168.6832	\$ 58,125.00
Point Comfort	50	11.4907	50	40	0	5	3	7	166.4907	\$ 90,625.00
Seadrift	50	7.4531	50	20	5	5	3	7	147.4531	\$ 46,701.00
Nixon	50	6.1569	50	20	5	5	3	7	146.1569	\$ 64,957.00
Goliad	50	16.8697	50	0	0	5	3	7	131.8697	\$ 39,138.00
Hallettsville	0	19.2179	50	20	5	5	3	7	109.2179	\$ 47,090.00

-  Blue: Invited to complete Project Application
-  Light Blue: Invited to complete Project Application as marginal applicant
-  Pink: Application not eligible for funding